



RECEIVER INTERFACE

To turn unit on: Short press on/off button 

To turn unit off: Short press on/off button 

To change frequencies: Short press the frequency key 

To change modes (peak, null, auto, etc.): Short press the mode key 

To adjust gain up or down: Press applicable gain button 

To enter Program Mode: Long press on/off button (3 sec) 

To exit Program Mode: Short press on/off button 



LINE LOCATE MODES

Peak



Highest signal strength directly over conductor with gradual decline side to side. Receiver must be oriented perpendicular to conductor.

Pinpoint Peak



Highest signal strength directly over conductor with sharp decline side to side. Receiver must be oriented perpendicular to conductor.

Null



Lowest signal strength directly over conductor with sharp increase side to side. Receiver orientation not required.

Auto Left/Right Guidance



Broken tone to left side of conductor with solid tone to right side of conductor. Receiver must be oriented perpendicular to conductor.



SONDE LOCATE MODE

Sonde

Highest signal strength directly over sonde with gradual decline side to side and front to back. Receiver must be oriented parallel with sonde.

TRANSMITTER INTERFACE

To turn unit on & Off: Short press on/off button 

To engage transmitter from “OFF” idle: Short press frequency button  or short press power-output 

To change frequencies: Short press frequency button 

To change output power: Short press power-output button 



SIGNAL APPLICATION METHOD

Direct Connect Method



Engaged when red/black cords are plugged into output jack.
Available frequencies for use: All frequencies.

Coupler Induction Method



Engaged when inductive coupler is plugged into output jack.
Available frequencies for use: 8kHz and higher.

Transmitter Induction Method



Engaged when nothing is plugged into output jack.
Available frequencies for use: 33kHz and higher.

FREQUENCY SELECTION

Use the lowest frequency that effectively completes the locate.

Lower frequencies are less likely than higher frequencies to jump on adjacent non-target conductors, but lower frequencies don't conduct well on higher resistant conductors.

High frequencies transmit better on higher resistant conductors, but they are more prone to interference.